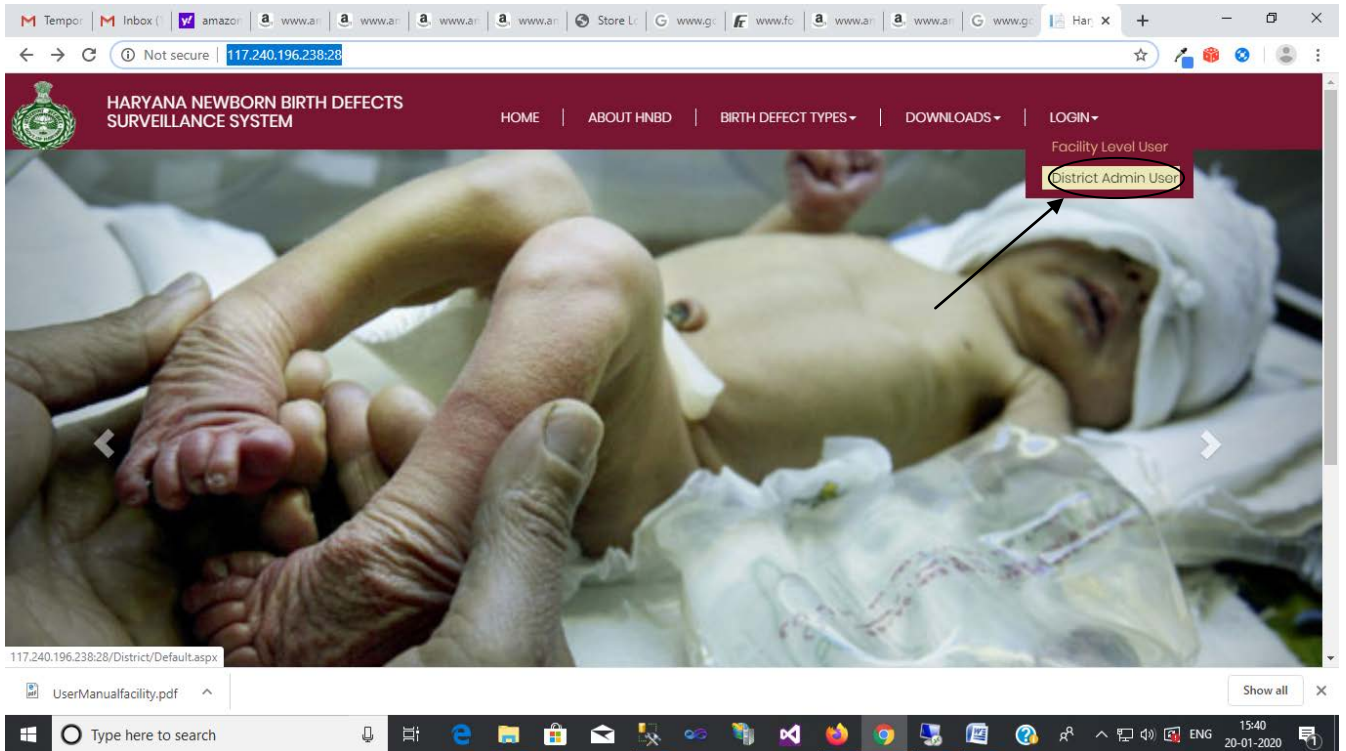


User Manual
Haryana Newborn Birth
Defect Portal

Enter the url in your browser

<http://117.240.196.238:28/>

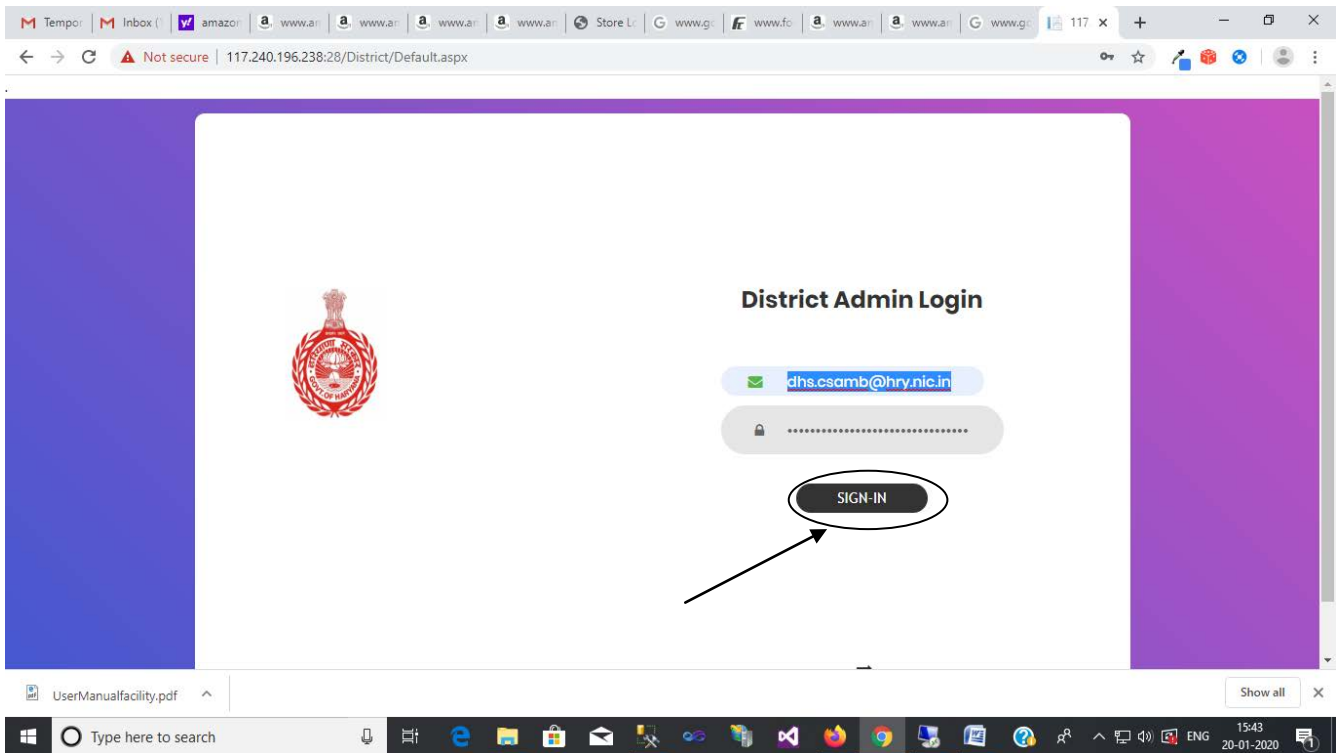
1. Hover on Login and Click on District Level User



2. Enter Email id as user id.



3. Enter password and click on Login.



4. After successful login user can see the Welcome Screen as shown below:-

The screenshot shows a web application interface for a District Admin. The user is logged in as 'dhs.csamb@hry.nic.in' from 'CS Ambala'. The dashboard displays a 'List of Pending Birth Defect Forms for Verification' table. The table contains three rows of data. The 'Pending for verification' menu item in the left sidebar is highlighted with a red oval and an arrow pointing to the table.

Id	District/Facility	I/O	Mother id	Baby Aedhar	Detected at	FatherName	MotherName	Contact	DoD	View Defect Detail
BDID/2020/19	Ambala Civil Hospital Ambala City	In-born	12345678		Labour Room	asss	asss	9896123456	09/01/2020 00:00:00	1
BDID/2020/20	Ambala Civil Hospital Ambala City	Out-born	3500789			amit	Pooja	8887772563	14/12/2019 00:00:00	1
BDID/2020/18	Ambala Civil Hospital Ambala City	Out-born	12345678			asdfsjh	hkhh	9896123456	08/01/2020 00:00:00	1

5. Click on the View form to view for Birth Defect Form as shown below:-

The screenshot shows a web application interface for a District Admin. The main content area displays a table titled "List of Pending Birth Defect Forms for Verification". The table has the following columns: Id, District/Facility, I/O, Mother id, Baby Aadhar, Detected at, FatherName, MotherName, Contact, DoD, and View Defect Detail. Three rows of data are visible, each with a "View Form" link in the first column. The first row is highlighted in blue. A red circle highlights the "View Form" link in the first row, with a red arrow pointing to it.

Id	District/Facility	I/O	Mother id	Baby Aadhar	Detected at	FatherName	MotherName	Contact	DoD	View Defect Detail
BDID/2020/19	Ambala Civil Hospital Ambala City	In-born	12345678		Labour Room	asss	asss	9896123456	09/01/2020 00:00:00	1
BDID/2020/20	Ambala Civil Hospital Ambala City	Out-born	3500789			amit	Pooja	8887772563	14/12/2019 00:00:00	1
BDID/2020/18	Ambala Civil Hospital Ambala City	Out-born	12345678			asdfsjh	hk hk	9896123456	08/01/2020 00:00:00	1

6. Below shown birth defect form will be shown which may be printed or exported to pdf.

Haryana Birth Defect Surveillance Reporting Form No. BDID/2020/20
Civil Hospital Ambala City, Ambala

Inborn/Outborn	Out-born	Mother's UHID	3500789	Newborn Aachar	
----------------	----------	---------------	---------	----------------	--


1. Basic Information

Father's Name	amit	Mother Name	Pooja	Baby Aachar Enrolment Id	
Address	Narangarh, Ambala Cantt, Ambala	Contact No.	8887772563	Date of Delivery	14 December, 2019
Mode of Delivery	Vacuum Assisted Delivery	Plurality	Single	Gestation Age	34 Weeks & 34 Days
Sex	Male	Baby's Weight	3500 gms	Head Circumference	5.6 cm
Mother's age	32	Outcome	Alive	Parental Consanguinity	Yes

2. History Of Birth Defects

Previous Termination of Pregnancy for Birth Defects	No
Previous Stillbirth	No
Previous Spontaneous Abortions(s)	No
Birth Defect in Previous Live Birth	No
Iron/Folic Acid* (during pregnancy-pre-conception)	No
Whether any religious/social medicine taken	No

3. Birth Defect Detail

Sno	Category	Defect Name	Defect Description	Code	Reporting Date	pic1	pic2	pic3	pic4	Confirm / Possible
1	Congenital malformations of the respiratory system	Congenital malformations of trachea and bronchus	tsdtsdids		15 January, 2020					Confirmed

4. Additional Information /Investigation if any

Indicate what tests have been performed for the fetus/ baby

Chromosomal Analysis (Karyotype)	No
Infamogram / Babygram	No
3-D Echo	No
Ultrasound Abdomen	Yes
Brain MRI	Yes

If any other investigation

For Outborn babies (only)			
Delivery attended by	Doctor	Admission date	15 January, 2020
Place of Delivery	Government Facility		

7. For verifying the defect user will click on view defect details:-

The screenshot shows a web application interface for a District Admin. The main content area displays a table titled "List of Pending Birth Defect Forms for Verification". The table has the following columns: Id, District/Facility, I/O, Mother id, Baby Aadhar, Detected at, FatherName, MotherName, Contact, DoD, and View Defect Detail. There are three rows of data, each with a "View Form" link on the left and a "View Defect Detail" link on the right. The first row's "View Defect Detail" link is circled in red, and an arrow points to it from the right. The left sidebar contains navigation options: "Birth Defect Forms" (with a dropdown arrow), "Pending for verification" (with a blue badge showing '3'), "Verified", and "Reports". The top navigation bar includes a search bar, "Welcome District Admin", notification icons, and a "Log out" button. The browser's address bar shows the URL "117.240.196.238:28/District/Admin/Default2.aspx". The Windows taskbar at the bottom shows the search bar and various application icons.

	Id	District/Facility	I/O	Mother id	Baby Aadhar	Detected at	FatherName	MotherName	Contact	DoD	View Defect Detail
View Form	BDID/2020/19	Ambala Civil Hospital Ambala City	In-born	12345678		Labour Room	asss	asss	9896123456	09/01/2020 00:00:00	1
View Form	BDID/2020/20	Ambala Civil Hospital Ambala City	Out-born	3500789			amit	Pooja	8887772563	14/12/2019 00:00:00	1
View Form	BDID/2020/18	Ambala Civil Hospital Ambala City	Out-born	12345678			asdfsjh	hkhk	9896123456	08/01/2020 00:00:00	1

Defects corresponding to the Birth Defect id will be seen by clicking on view Defect Detail.


The screenshot shows a web browser window displaying a web application. The browser's address bar shows the URL: `117.240.196.238:28/District/Admin/VerifyDefectdistrict.aspx?bdid=BDID/2020/21`. The application header includes a search bar with the text "Search for something...", a "Welcome District Admin" message, and a "Log out" button. A left sidebar contains navigation options: "Birth Defect Forms" and "Reports". The main content area features a "Defects" table with the following data:

Birth Defect ID	S.No	Major Birth Defect / Minor Birth Defect	Bir De	Birth Defect Reporting Date	Confirm /Possible	Defect verification/Mode of Verification	Whether Curable	Remarks	Action
BDID/2020/211		Cleft lip and cleft palate	cle	21-Feb-2020	Possible				Verify
		Cleft palate							

An image of a baby with a cleft lip and palate is displayed next to the first row of the table. The "Verify" button in the "Action" column of the first row is circled in red, and a black arrow points to it from the right. The Windows taskbar at the bottom shows the system tray with the date and time: "10:52 21-01-2020".

On Clicking update, Defect can be verified or rejected by seeing the photo or physical examining the newborn. Only verified defects can be seen on state level.

Verify Defects

Birth Defect ID	S.No	Major Birth Defect / Minor Birth Defect	Birth Defect Description	Image	Code (ICD-10)	Birth Defect Reporting Date	Confirm/Possible	Defect verification/Mode of Verification	Whether Curable	Remarks	Action
BDID/2020/211		Cleft lip and cleft palate Cleft palate	cleft			21-Feb-2020	Possible	Confirm De By Actually	Yes	fbhbk	Update Cancel

Verified defects can be seen from the verified form.

